



# UTAH-400 V-288 Series 2






# UTAH-400 V-288 Series 2



\* When connected The Controller card will properly 'status' when a power supply Alarm condition Exists (green/red status lights).

MX-Bus Loop Through Connect to one of the MX-bus connections on the SC-4 or another router frame. Both MX ports must be terminated either on the SC-4 or at the router chassis. Maximum length of 300 feet. (See block diagram below for a typical installation.)





# UTAH-400 V-288 Series 2

